

Scaled data based on original data using
LM-79-08 Approved Method: Electrical and Photometric Measurements of Solid-
State Lighting Products

Test Report Prepared for
Cooper Lighting Solutions
(formerly Eaton)

Brand: STREETWORKS

Report Number: P882885

Luminaire Tested: **NVN-SB3A-722-U-T1**

Issue Date: 10/7/2024

Test Information

Test Method: LM-79-08
Report Number: P882885
TEST IS SCALED FROM IESNA LM-79-08 TEST DATA (G2-2405-108-2)
Test Lab: INNOVATION CENTER
Issue Date: 10/7/2024
Manufacturer: COOPER LIGHTING SOLUTIONS (FORMERLY EATON)
Product Line: STREETWORKS
Catalog Number: NVN-SB3A-722-U-T1
Description: NAVION ROADWAY AND AREA HIGH DENSITY LED LUMINAIRE
(3) 70 CRI, 2200K, 350mA LIGHTSQUARES WITH 26 LEDS EACH AND TYPE I OPTICS
Light Source: -
Ballast/Driver: ELECTRONIC DRIVER

Summary

Lumens per Lamp: N/A
Luminaire Lumens: 10607 lumens
Efficiency: N/A
Efficacy: 125.2 lumens/watt
Luminous Opening: Rectangular (W 0.5' x L: 1.5' x H: 0')
IES Classification: Type I - Short
BUG Rating: B3 - U0 - G3

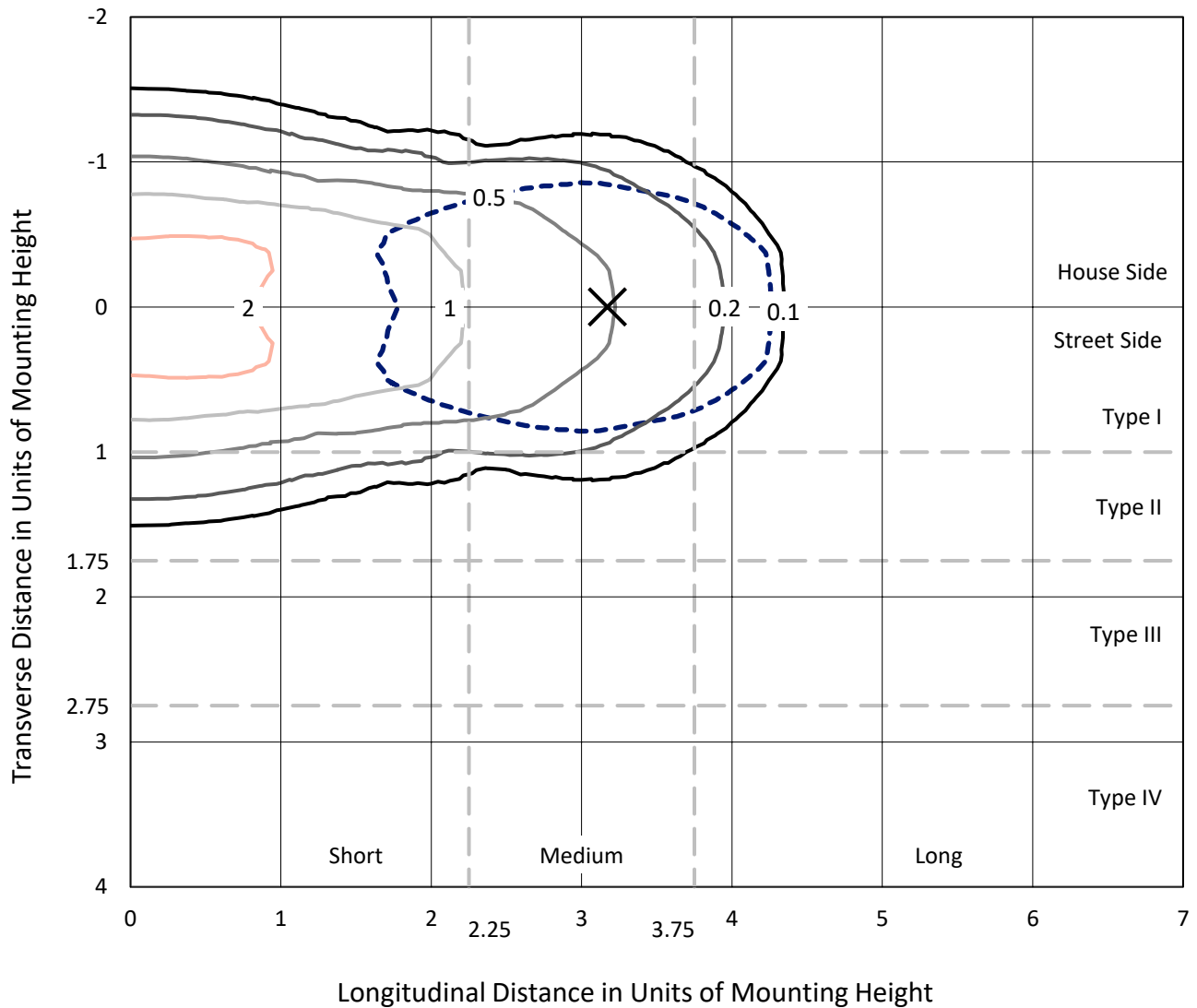
Input Watts (W): 84.7
Input Voltage (V): 120.0
Input Current (Ain): 0.717
Voltage Rise (V): NR
Power Factor: 0.99
Total Harmonic Distortion (THDi): 11.969
Frequency (hertz): 60
Stabilization Time: NR
Operation Time: NR
Ambient Temperature (°C): NR
Test Distance: 24 FT



REPORT NUMBER: P882885
 CATALOG NUMBER: NVN-SB3A-722-U-T1

Iso-Footcandle Lines of Horizontal Illumination

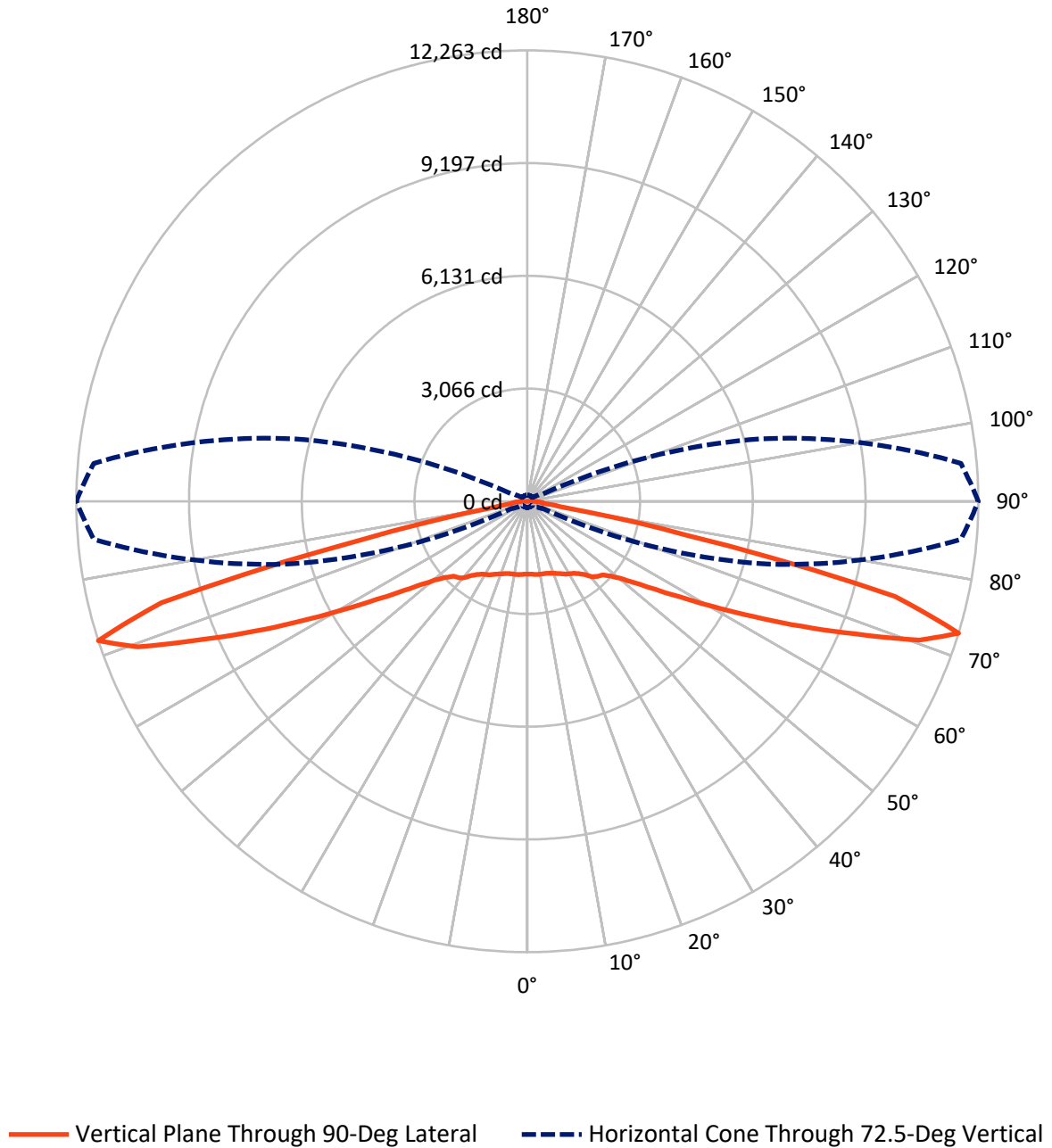
✕ Max cd
 - - - 1/2 Max cd



Based on 25 foot mounting height. Maximum calculated value = 3.2 fc
 Type I - Short - N/A

REPORT NUMBER: P882885
CATALOG NUMBER: NVN-SB3A-722-U-T1

Luminous Intensity Polar Plot



REPORT NUMBER: P882885
 CATALOG NUMBER: NVN-SB3A-722-U-T1

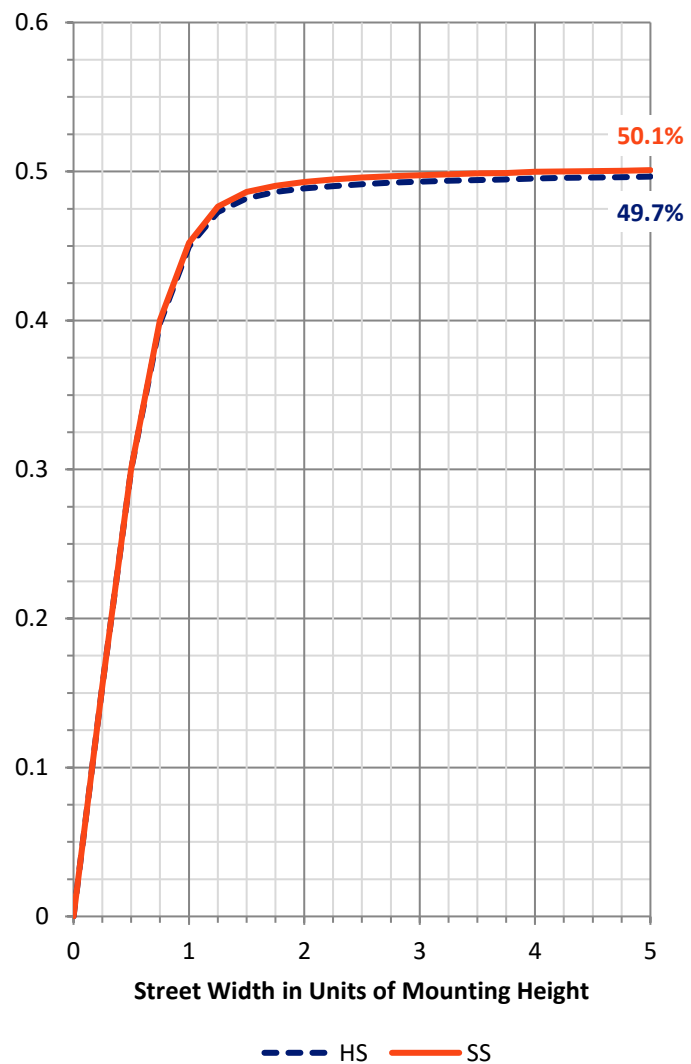
FLUX DISTRIBUTION:

		Downward	Upward	Total
House Side	Lumens	5303.5	0.0	5303.5
	% Fixture	50.0	0.0	50.0
Street Side	Lumens	5303.5	0.0	5303.5
	% Fixture	50.0	0.0	50.0
Total	Lumens	10607.0	0.0	10607.0
	% Fixture	100.0	0.0	100.0

ZONAL LUMENS:

Zone	Lumens	% Fixture
0°-10°	192.2	1.8
10°-20°	587.6	5.5
20°-30°	979.8	9.2
30°-40°	1347.5	12.7
40°-50°	1645.7	15.5
50°-60°	1903.4	17.9
60°-70°	2269.5	21.4
70°-80°	1584.0	14.9
80°-90°	97.3	0.9
90°-100°	0.0	0.0
100°-110°	0.0	0.0
110°-120°	0.0	0.0
120°-130°	0.0	0.0
130°-140°	0.0	0.0
140°-150°	0.0	0.0
150°-160°	0.0	0.0
160°-170°	0.0	0.0
170°-180°	0.0	0.0
0°-90°	10607.0	100.0
0°-180°	10607.0	100.0

Coefficient of Utilization



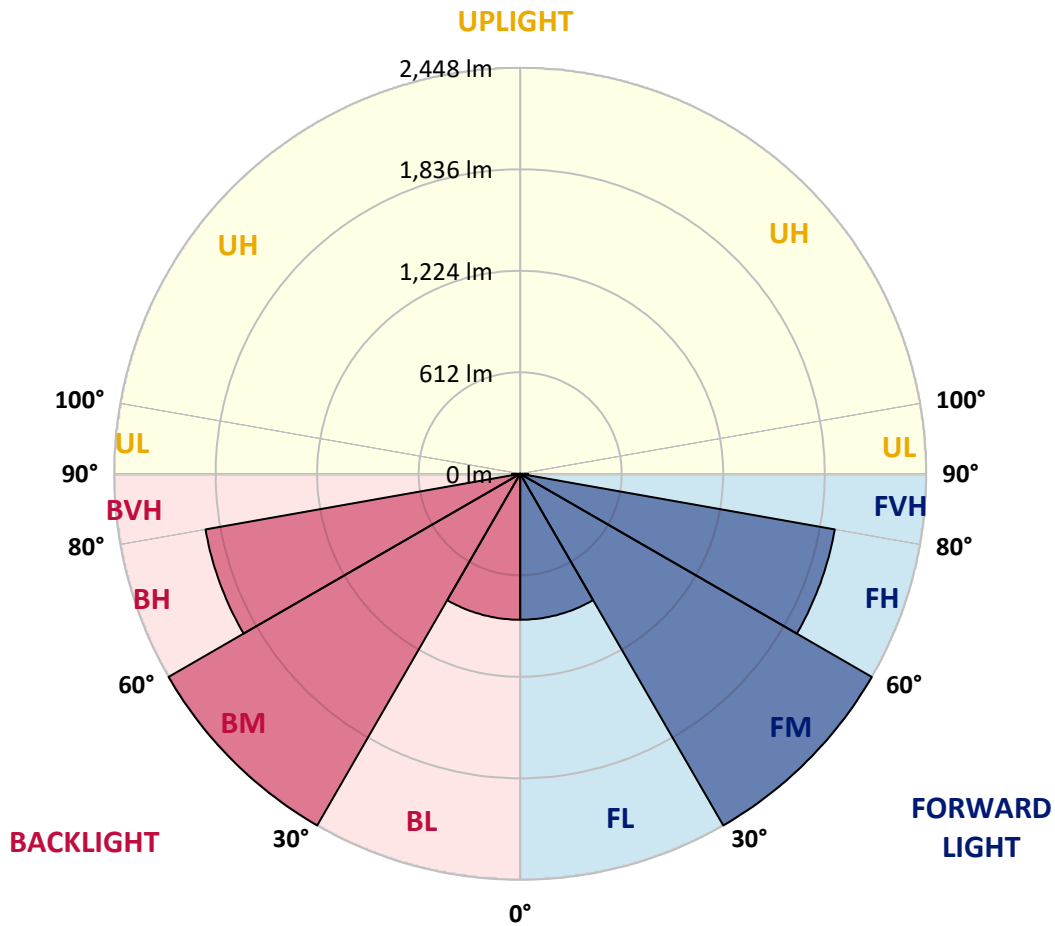
REPORT NUMBER: P882885
 CATALOG NUMBER: NVN-SB3A-722-U-T1

LUMINAIRE CLASSIFICATION SYSTEM LUMEN TABLE AND BUG RATING:

Zone	Lumens	% Fixture	Zone Rating/Lumen Limit		
			B	U	G
FL (0°-30°)	879.8	8.3			
FM (30°-60°)	2448.3	23.1			
FH (60°-80°)	1926.7	18.2			G2/5000
FVH (80°-90°)	48.7	0.5			G1/100
BL (0°-30°)	879.8	8.3	B2/1000		
BM (30°-60°)	2448.3	23.1	B2/2500		
BH (60°-80°)	1926.7	18.2	B3/2500		G3/2500
BVH (80°-90°)	48.7	0.5			G1/100
UL (90°-100°)	0.0	0.0		U0/0	
UH (100°-180°)	0.0	0.0		U0/0	

BUG Rating: B3-U0-G3

Type I Short



REPORT NUMBER: P882885
 CATALOG NUMBER: NVN-SB3A-722-U-T1

CANDELA DISTRIBUTION (FULL):

	0°	5°	15°	25°	35°	45°	55°	65°	75°	85°	90°
0°	1982.0	1982.0	1982.0	1982.0	1982.0	1982.0	1982.0	1982.0	1982.0	1982.0	1982.0
2.5°	1983.7	1986.0	1986.0	1984.3	1988.2	1984.8	1984.8	1983.2	1984.8	1983.2	1983.2
5°	1993.9	1996.7	1997.8	1997.3	2002.3	1999.5	1999.5	1997.3	1997.8	1996.1	1996.1
7.5°	2013.0	2017.0	2019.2	2022.1	2029.4	2026.0	2023.7	2017.0	2014.2	2009.7	2009.7
10°	2019.2	2023.7	2031.1	2045.7	2062.6	2063.2	2056.4	2039.5	2026.6	2016.4	2014.7
12.5°	2000.1	2006.3	2021.5	2051.4	2089.1	2104.4	2093.6	2065.5	2040.1	2022.1	2019.2
15°	1975.8	1982.6	2005.7	2050.8	2106.6	2142.1	2141.0	2103.8	2063.2	2035.0	2030.5
17.5°	1938.1	1944.8	1978.1	2041.2	2120.1	2178.8	2194.6	2156.2	2099.3	2061.5	2055.3
20°	1869.9	1876.1	1922.3	2010.8	2124.7	2217.7	2258.8	2225.0	2154.0	2102.7	2093.1
22.5°	1781.3	1790.9	1845.0	1958.4	2113.9	2258.3	2332.1	2309.0	2217.7	2146.6	2133.7
25°	1686.6	1696.8	1759.9	1894.1	2086.3	2287.6	2418.9	2404.3	2289.8	2201.3	2183.3
27.5°	1604.9	1615.6	1684.4	1830.4	2043.5	2298.8	2504.6	2511.9	2377.2	2261.6	2242.5
30°	1540.6	1550.8	1624.1	1779.1	1988.2	2287.6	2579.6	2630.3	2466.3	2314.1	2286.4
32.5°	1470.2	1483.1	1560.4	1716.5	1922.8	2260.5	2645.0	2758.3	2569.4	2370.4	2335.5
35°	1381.1	1392.9	1474.1	1630.8	1837.2	2217.1	2699.6	2900.3	2717.1	2456.1	2417.2
37.5°	1272.9	1284.1	1364.8	1523.7	1752.0	2156.2	2741.4	3060.4	2893.0	2579.6	2527.7
40°	1164.1	1174.8	1250.3	1404.2	1650.0	2078.4	2756.0	3217.1	3094.8	2749.2	2694.0
42.5°	1064.3	1073.9	1143.2	1286.4	1535.6	1979.2	2736.8	3353.6	3275.8	2867.6	2796.6
45°	972.4	980.9	1042.3	1175.9	1416.6	1858.6	2679.3	3500.1	3491.1	2952.2	2856.4
47.5°	867.6	876.0	939.7	1068.8	1297.7	1717.1	2581.8	3644.4	3790.4	3143.9	3033.4
50°	739.6	746.9	812.3	945.4	1174.2	1566.6	2446.5	3757.7	4168.1	3434.2	3295.5
52.5°	588.0	595.8	659.5	792.6	1027.7	1404.8	2268.4	3831.6	4604.4	3858.1	3687.3
55°	437.4	443.1	498.3	617.8	846.1	1220.4	2045.2	3852.4	5099.4	4437.6	4223.9
57.5°	317.4	320.8	356.3	445.3	641.5	989.9	1774.0	3798.3	5688.5	5180.6	4911.7
60°	257.1	258.2	268.9	308.4	445.9	729.5	1446.5	3612.3	6327.7	6138.3	5799.5
62.5°	233.4	233.4	236.2	246.9	301.6	481.4	1050.2	3226.7	7013.2	7348.6	6894.8
65°	217.0	217.0	218.2	223.2	237.9	306.7	662.9	2598.7	7591.0	8766.4	8192.5
67.5°	202.4	202.9	202.4	204.1	212.5	226.6	384.5	1794.9	7902.2	10235.4	9615.9
70°	187.2	188.3	185.5	185.5	192.2	192.8	240.7	984.3	7644.0	11466.6	11303.7
72.5°	169.1	170.8	166.3	165.2	170.2	168.0	181.0	472.4	6562.8	11834.1	12262.5
75°	153.3	155.6	145.4	142.6	142.6	140.9	147.1	242.4	4259.4	9653.7	10325.6
77.5°	139.2	143.7	127.4	118.4	116.1	111.1	120.1	148.3	1863.1	4532.3	4438.1
80°	115.0	121.2	104.9	94.1	90.2	84.6	94.7	103.7	554.1	1052.5	1007.9
82.5°	85.7	88.5	74.4	67.1	63.7	59.8	71.0	72.2	180.4	372.6	421.1
85°	54.7	55.8	45.7	39.5	37.8	36.1	45.1	39.5	68.8	274.0	398.0
87.5°	19.2	22.0	17.5	15.8	16.9	14.1	20.9	11.8	19.2	193.4	239.6
90°	0.0	0.0	0.0	0.0	0.0	0.0	0.0	0.0	0.0	0.0	0.0

(END OF REPORT)